




The U.S. CDC released more data today in their Vaccine Adverse Event Reporting System (VAERS), a [U.S. Government funded database](#), and now admit that they have received reports of nearly 12,000 deaths during a 7-month period since the COVID-19 shots were given emergency use authorization by the FDA last December.

This includes [997 deaths among unborn children](#), which is separate from the [10,991 deaths](#) recorded where the “patient” (the one getting the shot) died.

From the 7/9/2021 release of VAERS data:

## Found 463,457 cases where Vaccine is COVID19

Table

 Event Outcome	 Count	 Percent
Death	10,991	2.37%
Permanent Disability	9,274	2%
Office Visit	82,534	17.81%
Emergency Room	56	0.01%
Emergency Doctor/Room	59,347	12.81%
Hospitalized	30,699	6.62%
Hospitalized, Prolonged	82	0.02%
Recovered	164,784	35.56%
Birth Defect	256	0.06%
Life Threatening	8,831	1.91%
Not Serious	184,318	39.77%
<b>TOTAL</b>	† 551,172	† 118.93%
† Because some cases have multiple vaccinations and symptoms, a single case can account for multiple entries in this table. This is the reason why the Total Count is greater than 463457 (the number of cases found), and the Total Percentage is greater than 100.		

[Source.](#)

There are now 551,172 adverse reactions recorded out of 463,457 cases, including 9,274 permanent disabilities, 59,403 emergency room visits, 30,781 hospitalizations, and 8,831 life threatening injuries.

You will not find a single corporate media outlet reporting these government statistics, as this has to be the MOST CENSORED information in the United States.

Not only will you NOT find this information reported in the corporate media, you will find [“fact checking” articles](#) trying to debunk these statistics, by stating that the presence of these reports does not “prove causation.”




To put this in perspective, however, these recorded deaths during the last 7 months are now almost twice as many deaths as have been recorded by the CDC following vaccinations **since they started recording such statistics back in 1990.**

The Medalerts.org interface for the VAERS government database allows one to search all the way back to 1901, and from January 1, 1901 through November 30, 2020, which is the last month before the COVID-19 shots were given emergency use authorization, there are a total of 6,255 deaths recorded following ALL vaccines.

From the 7/9/2021 release of VAERS data:

## Found 6,255 cases where Patient Died and Vaccination Date from '1901-01-01' to '2020-11-30'

Table

 Age	 Count	 Percent
< 3 Years	3,581	57.25%
3-6 Years	100	1.6%
6-9 Years	45	0.72%
9-12 Years	55	0.88%
12-17 Years	131	2.09%
17-44 Years	324	5.18%
44-65 Years	380	6.08%
65-75 Years	373	5.96%
75+ Years	694	11.1%
Unknown	572	9.14%
<b>TOTAL</b>	<b>6,255</b>	<b>100%</b>

[Source.](#)