



DR. CARRIE MADEJ  
INTERNAL MEDICINE

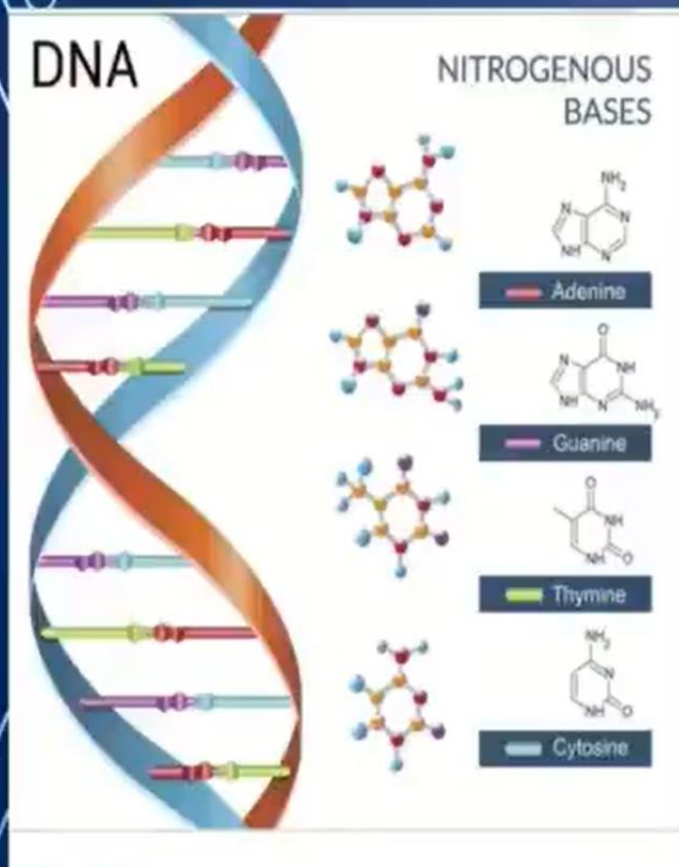


2:58 / 53:24



rumble

# WHAT DOES IT MEAN TO BE HUMAN?



- Our genome is comprised of DNA-deoxyribonucleic acid
- It separates us from all other organisms on the planet
- Is the blueprint for life
- Uncoiled stretches over 10 billion miles
- One protein insertion, deletion, or translocation can have immense affects
- DNA is transcribed into RNA which then translates the proteins needed in ten body
- 135,000 terabytes in one human genome



4:39 / 53:24



rumble

# OUR GENOME IS A CODE, A LANGUAGE

- One mutation can lead to a different meaning or a different effect
- The boy is mad
- The boy is sad

Summary: DNA vs. Computer vs. Morse Code

DNA	Computer	Morse Code
Chromosome	Floppy Disk	Coded Message
Gene	File	Sentence
Codon (3 bases)	Byte (8 bit character)	Letter
Base (A,T,C or G)	Bit (0 or 1)	Dash or Dot
Mutation	Corrupted File	Altered Dash-Dot
Virus <sup>1</sup>	Virus <sup>2</sup>	Garbled Message



WE ARE AT THE  
MOST PIVOTAL  
POINT IN HUMAN  
HISTORY – THE  
INTRODUCTION OF  
TRANSHUMANISM



6:07 / 53:24



rumble

## **transhumanism** *(Noun)*

a philosophy favouring the use of science and technology, especially neurotechnology, biotechnology, and nanotechnology, to overcome human limitations and improve the human condition



6:26 / 53:24




rumble

# HUMAN 2.0

Upgrade yourself

## "Scientists propose putting nanobots in our bodies to create global superbrain"

"Neural nanobots to connect the human brain's neocortex to the 'synthetic neocortex' in the cloud. The nanobots would then provide direct, real-time monitoring and control of signals to and from brain cells." 2019 Silicon Republic



6:52 / 53:24



rumble

THE WORLD'S LEADING FUTURIST

**RAY KURZWEIL**

SAYS WE'RE JUST A FEW  
SCIENTIFIC BREAKTHROUGHS  
AWAY FROM ACHIEVING

**ETERNAL LIFE**





**2045**

STRATEGIC SOCIAL INITIATIVE

**AVATAR** PROJECT MILESTONES

Avatar **D** 2040 - 2045  
A hologram-like avatar

Avatar **C** 2030 - 2035  
An Avatar with an artificial brain in which a human personality is transferred at the end of one's life

Avatar **B** 2020 - 2025  
An Avatar in which a human brain is transplanted at the end of one's life

Avatar **A** 2015 - 2020  
A robotic copy of a human body remotely controlled via BCI

2045.COM




8:00 / 53:24



rumble





World Economic Forum   
@wef

...

# WORLD ECONOMIC FORUM

- Agenda for 2030

Welcome to 2030. I own nothing, have no privacy, and life has never been better [@IdaAuken](https://twitter.com/IdaAuken) [wef.ch/2opGHAQ](https://wef.ch/2opGHAQ)



8:58 / 53:24



rumble

## "They live different kinds of lives outside of the city"

My biggest concern is all the people who do not live in our city. Those we lost on the way. Those who decided that it became too much, all this technology. Those who felt obsolete and useless when robots and AI took over big parts of our jobs. Those who got upset with the political system and turned against it. They live different kind of lives outside of the city. Some have formed little self-supplying communities. Others just stayed in the empty and abandoned houses in small 19th century villages.

Once in awhile I get annoyed about the fact that I have no real privacy. No where I can go and not be registered. I know that, somewhere, everything I do, think and dream of is recorded. I just hope that nobody will use it against me.

# WORLD ECONOMIC FORUM

- Agenda for 2030



9:24 / 53:24



rumble

businesswire Log In Sign Up

**Battelle**


## Battelle-Led Team Wins DARPA Award to Develop Injectable, Bi-Directional Brain Computer Interface

May 20, 2019 02:39 PM Eastern Daylight Time

COLUMBUS, Ohio--(BUSINESS WIRE)--Battelle has for years successfully demonstrated brain-computer interface (BCI) projects—just look at [NeuroLife®](#), which has enabled a quadriplegic man to move his hand again using his thoughts. Now, the government's forward-thinking [Defense Advanced Research Projects Agency](#) (DARPA) has awarded a contract to a Battelle-led team that pushes researchers into the realm of what was once considered science fiction.

"With BrainSTORMS, we will again be pushing the limits engineering and physics. If successful, this technology would not only provide a safe and efficient way to facilitate human machine interactions, but also has the potential to

Battelle's N<sup>3</sup> concept for a minimally invasive neural interface system, called BrainSTORMS (Brain System to Transmit Or Receive Magnetolectric Signals), involves the development of a novel nanotransducer that could be temporarily introduced into the body via injection and then directed to a specific area of the brain to help complete a task through communication with a helmet-based transceiver. Upon completion, the nanotransducer will be magnetically guided out of the brain and into the bloodstream to be processed out of the body.



10:20 / 53:24



rumble





genesisnanotech.wordpress.com



Genesis Nanotechnology and I o



## AI and Nanotechnology Team Up to bring Humans to the brink of IMMORTALITY, top scientist claims



Posted by Nanoneophyte

2 years ago



genesisnanotech.wordpress.com



**IMMORTAL: Human beings could soon live forever**

**HUMAN beings becoming immortal is a step closer following the launch of a new start-up.**

Dr Ian Pearson has previously said people will have the ability to “not die” by 2050 – just over 30 years from now.

Two of the methods he said humans might use were “body part renewal” and linking bodies with machines so that people are living their lives through an android.

But after Dr Pearson’s predictions, immortality may now be a step nearer following the launch of a new start-up.

Human is hoping to make the immortality dream a reality with an ambitious plan.

Josh Bocanegra, the CEO of the company, said he is hoping to use Artificial Intelligence technology to create its own human being in the next three decades.

**He said: “We’re using artificial intelligence and nanotechnology** to store data of conversational styles, behavioural patterns, thought processes and information about how your body functions from the inside-out.



11:13 / 53:24



rumble



## Futurism

### Kurzweil: By 2030, Nanobots Will Flow Throughout Our Bodies

Published by Christanna Peedy and Dom Gidycz on

[Enhanced Humans](#)



Ray Kurzweil, Google's director of

12:00 / 53:24



rumble




HUFFINGTON POST

# Ray Kurzweil: In The 2030s, Nanobots In Our Brains Will Make Us 'Godlike'

Once we're cyborgs, he says, we'll be funnier, sexier and more loving.

By Kathleen Miles

10/01/2015 08:47 AM ET · Updated Oct 26, 2017



12:08 / 53:24



rumble

# HOW DOES TRANSHUMANISM APPLY TO THE CURRENT COVID 19 VACCINE?



12:17 / 53:24



rumble

Axel Springer Award 2020

axel springer  
award

the synthetic  
mrna uh you can basically do anything

Q: Biggest threat to the  
future of humanity?

Key Points from Elon

Answer:

- AI
- Collapse of population  
growth
- Elon then talks about  
sustainable energy and  
DNA



13:02 / 53:24



rumble

rumble.com is now full screen (Press **Esc** to exit full screen mode)

# THIS IS A DIFFERENT VACCINE – A BRAND NEW TECHNOLOGY ON THE HUMAN RACE

- Old vaccines use the actual organism (dead or alive) plus adjuvants and preservatives
- All COVID 19 vaccines are using the code of the spike protein of the virus
- Not one FOIA has produced an actual specimen of the virus – it does not exist. We only have the genetic code.
- It is a recombinant code with gene synthesis



13:36 / 53:24



rumble

# GENETIC CODE OF VACCINE IS RECOMBINANT DNA AND GENE SYNTHESIS

CSC 23485 First UK COVID-19 vaccine approved Pfizer/BioNTech

Top: You

**Our reference: CSC 23485**

Dear Frances Leader,

Thank you for your email.

The information is in the Public Assessment Report: [https://assets.publishing.service.gov.uk/government/uploads/system/uploads/attachment\\_data/file/944544/COVID-19\\_mRNA\\_Vaccine\\_BNT162b2\\_UKPAR\\_PFIZER\\_BIONTECH\\_15Dec2020.pdf](https://assets.publishing.service.gov.uk/government/uploads/system/uploads/attachment_data/file/944544/COVID-19_mRNA_Vaccine_BNT162b2_UKPAR_PFIZER_BIONTECH_15Dec2020.pdf)

A quality target product profile for the finished product has been established taking into consideration the World Health Organization's "WHO Target Product Profiles for COVID-19 Vaccines".

The DNA template used does not come directly from an isolated virus from an infected person.

Should you require any further advice or assistance on this matter please feel free to call us on 0203 080 6000 or reply to this email.

CSC 23485 First UK COVID-19 vaccine approved Pfizer/BioNTech

MS

MHRA Customer Services <MHRACustomerService

s@mhra.gov.uk>

Mon 21/12/2020 10:46

Top: You

**Our reference: CSC 23485**

Dear Frances Leader,

Just to add some further information:

The DNA template(severe acute respiratory syndrome coronavirus 2, GenBank: MN908947.3) was generated via a combination of gene synthesis and recombinant DNA technology.

Should you require any further advice or assistance on this matter please feel free to call us on 0203 080 6000 or reply to this email.

Our opening hours are Mon – Fri 9am to 5pm (excluding UK Public Holidays)

With regards



15:23 / 53:24



rumble



## CSC 23485 First UK COVID-19 vaccine approved Pfizer/BioNTech

To: You

**Our reference: CSC 23485**

Dear Frances Leader,

Thank you for your email.

The information is in the Public Assessment Report: [https://assets.publishing.service.gov.uk/government/uploads/system/uploads/attachment\\_data/file/944544/COVID-19\\_mRNA\\_Vaccine\\_BNT162b2\\_UKPAR\\_PFIZER\\_BIONTECH\\_15Dec2020.pdf](https://assets.publishing.service.gov.uk/government/uploads/system/uploads/attachment_data/file/944544/COVID-19_mRNA_Vaccine_BNT162b2_UKPAR_PFIZER_BIONTECH_15Dec2020.pdf)

A quality target product profile for the finished product has been established taking into consideration the World Health Organization's "WHO Target Product Profiles for COVID-19 Vaccines".

The DNA template used does not come directly from an isolated virus from an infected person.

Should you require any further advice or assistance on this matter please feel free to call us on 0203 080 6000 or reply to this email.



15:26 / 53:24



rumble


## CSC 23485 First UK COVID-19 vaccine approved Pfizer/BioNTech

MS

MHRA Customer Services <MHRACustomerService  
s@mhra.gov.uk>

Mon 21/12/2020 10:46

To: You



**Our reference: CSC 23485**

Dear Frances Leader,

Just to add some further information:

The DNA template(severe acute respiratory syndrome coronavirus 2, GenBank: MN908947.3)  
was generated via a combination of gene synthesis and recombinant DNA technology.

Should you require any further advice or assistance on this matter please feel free to call us on  
0203 080 6000 or reply to this email.

Our opening hours are Mon – Fri 9am to 5pm (excluding UK Public Holidays)

With regards



15:40 / 53:24



rumble



[Home](#) / [News & Opinion](#)

## SARS-CoV-2 Spike Protein Shares Sequence with a Human Protein

Eight amino acids are identical to part of the human epithelial sodium channel, leading researchers to suspect the virus might interfere with the channel's function.

WHAT IS IN  
THIS CODE?  
HUMAN  
PROTEINS



15:54 / 53:24



rumble

- WHAT IS  
IN THE  
CODE?
- HIV 1

**Uncanny similarity of unique inserts in the 2019-nCoV spike protein to HIV-1 gp120 and Gag**

Prashant Pradhan<sup>§1,2</sup>, Ashutosh Kumar Pandey<sup>§1</sup>, Akhilesh Mishra<sup>§1</sup>, Parul Gupta<sup>1</sup>, Praveen Kumar Tripathi<sup>1</sup>, Manoj Balakrishnan Menon<sup>1</sup>, James Gomes<sup>1</sup>, Perumal Vivekanandan<sup>\*1</sup> and Bishwajit Kundu<sup>\*1</sup>

<sup>1</sup>Kusuma School of biological sciences, Indian institute of technology, New Delhi-110016, India.

<sup>2</sup>Acharya Narendra Dev College, University of Delhi, New Delhi-110019, India

<sup>§</sup>Equal contribution

\* Corresponding authors- email: [bkundu@bioschool.iitd.ac.in](mailto:bkundu@bioschool.iitd.ac.in)

[vperumal@bioschool.iitd.ac.in](mailto:vperumal@bioschool.iitd.ac.in)



16:41 / 53:24



rumble



# WHAT IS IN THE CODE? CHROMOSOME 8

The sequence "CTCCCTTTGTTGTGTTGT" is an 18-character primer sequence found in the WHO coronavirus PCR testing protocol document. The primer sequences are what get amplified by the PCR process in order to be detected and designated a "positive" test result. It just so happens this exact same 18-character sequence, verbatim, is also found on Homo sapiens chromosome 8! As far as I can tell, this means that the WHO test kits should find a positive result in all humans. Can anyone explain this otherwise?

I really cannot overstate the significance of this finding. At minimum, it should have a notable impact on test results.

Download ▾ GenBank Graphics Sort by: E value ▾

**Homo sapiens chromosome 8, GRCh38.p12 Primary Assembly**  
Sequence ID: [NC\\_000008.11](#) Length: 145138636 Number of Matches: 3

Range 1: 63648346 to 63648363 [GenBank](#) [Graphics](#) ▾ [Next Match](#) [Previous Match](#)

Score	Expect	Identifies	Gaps	Strand
36.2 bits(18)	0.098	18/18(100%)	0/18(0%)	Plus/Plus

Features: [#38640.bp.at 3' side: YTH domain-containing family protein 3 isoform X2](#)  
[932428.bp.at 3' side: class II basic helix-loop-helix protein 22](#)

Query 1 CTCCCTTTGTTGTGTTGT 18  
Sbjct 63648346 CTCCCTTTGTTGTGTTGT 63648363



## WHAT IS IN THE CODE? PSI (PSEUDOURIDYLYL)

the  
P-43  
take place in the cytoplasm of a cell that makes ACE2 and has been  
transfected with the vaccine RNA coding for the spike protein.  
The interaction is quite concerning given the belief that the virus  
causing COVID-19, SARS-CoV-2, is a bioweapon [10,11] and it  
is possible that the viral spike protein may have been designed to  
cause prion disease.

orse  
n the  
VID  
the  
ntial  
d b  
n the  
ne  
ital  
Another related concern is that the Pfizer vaccine uses a unique  
RNA nucleoside 1-methyl-3'-pseudouridylyl (Ψ). According to  
FDA briefing documents, this nucleoside was chosen to reduce  
activation of the innate immune system [12]. RNA molecules  
containing this nucleoside will undoubtedly have altered binding  
[13]. Unfortunately, the effect on TDP-43, FUS and other RNA  
binding proteins is not published. The use of this nucleoside in  
a vaccine can potentially enhance the binding affinity of RNA  
sequences capable of causing TDP-43 and FUS to assume toxic  
configurations.

ertain  
ently



17:45 / 53:24



rumble

## Craig Venter



## EST controversy



While an employee of the [NIH](#), Venter learned how to identify [mRNA](#) and began to learn more about those expressed in the human brain. The short [cDNA](#) sequence fragments he was interested in are called [expressed sequence tags](#), or ESTs. The [NIH Office of Technology Transfer](#) and Venter decided to take the ESTs discovered by others in an attempt to [patent the genes](#) identified based on studies of [mRNA](#) expression in the human brain. When Venter disclosed this strategy during a Congressional hearing, a firestorm of controversy erupted.<sup>[17]</sup> The NIH later stopped the effort and abandoned the patent applications it had filed, following public outcry.<sup>[18]</sup>



19:18 / 53:24



rumble

# VMAT2 GENE- THE GOD GENE

- Was this one of the sequences NIH was trying to patent?

CBE Life Sciences Education

American Society for Cell Biology

## Experimenting with Spirituality: Analyzing *The God Gene* in a Nonmajors Laboratory Course

Linda A. Silveira

Additional article information

### Abstract

References linking genes to complex human traits, such as personality type or disease susceptibility, abound in the news media and popular culture. In his book *The God Gene: How Faith is Hardwired into Our Genes*, Dean Hamer argues that a variation in the *VMAT2* gene plays a role in one's openness to spiritual experiences. In



19:49 / 53:24



rumble

# PATENTING SYNTHETIC GENES/GENOME -DR CRAIG VENTER

In May 2010, a team of scientists led by Venter became the first to successfully create what was described as "[synthetic life](#)".<sup>[37][38]</sup> This was done by synthesizing a very long DNA molecule containing an entire bacterium [genome](#), and introducing this into another [cell](#), analogous to the accomplishment of [Eckard Wimmer's](#) group, who synthesized and ligated an [RNA virus](#) genome and "booted" it in cell lysate.<sup>[39]</sup> The single-celled organism contains four "watermarks"<sup>[40]</sup> written into its DNA to identify it as synthetic and to help trace its descendants. The watermarks include

1. Code table for entire alphabet with punctuations
2. Names of 46 contributing scientists
3. Three quotations
4. The secret email address for the cell.<sup>[41]</sup>



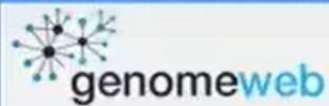
21:03 / 53:24



rumble




WHAT HAPPENS  
IF THE GENETIC  
MODIFICATION  
IS PERMANENT IN  
OUR BODY?



Menu

## US Supreme Court Strikes Down Gene Patents but Allows Patenting of Synthetic DNA

Jun 13, 2013 | [staff reporter](#)

 **Save for later**

NEW YORK (GenomeWeb News) – The US Supreme Court today unanimously ruled that human genes are not patentable, but synthetic DNA, or cDNA, is patent eligible because it does not occur naturally.



22:53 / 53:24



rumble

# MRNA CAN BE TAKEN UP INTO THE GENOME - A PERMANENT CHANGE.



**bioRxiv**

THE PREPRINT SERVER FOR BIOLOGY

HOME | ABOUT | SUBMIT | NEWS & NOTES | ALERTS / RSS  
| CHANNELS

New Results

[Comments \(31\)](#)

## **SARS-CoV-2 RNA reverse-transcribed and integrated into the human genome**

Liguo Zhang, Alexsia Richards, Andrew Khalil, Emile Wogram, Haiting Ma, Richard A. Young, Rudolf Jaenisch

**doi:** <https://doi.org/10.1101/2020.12.12.422516>

This article is a preprint and has not been certified by peer review [what does this mean?].



23:50 / 53:24



rumble

# MODERNA AND PFIZER

- Use modified (synthetic) messenger RNA that delivers the spike protein code into the body via injection.
- The body will destroy a synthetic code immediately so these companies utilize nanolipid particles to envelope the code.
- The body is “tricked” into making the spike protein of the virus – this process is called transfection.
- Transfection can be a temporary or permanent change in the genetic code.
- Unknown duration of production of the virus
- Utilizing nanolipids/hydrogel/nanotechnology large scale is brand new on the human race



24:35 / 53:24



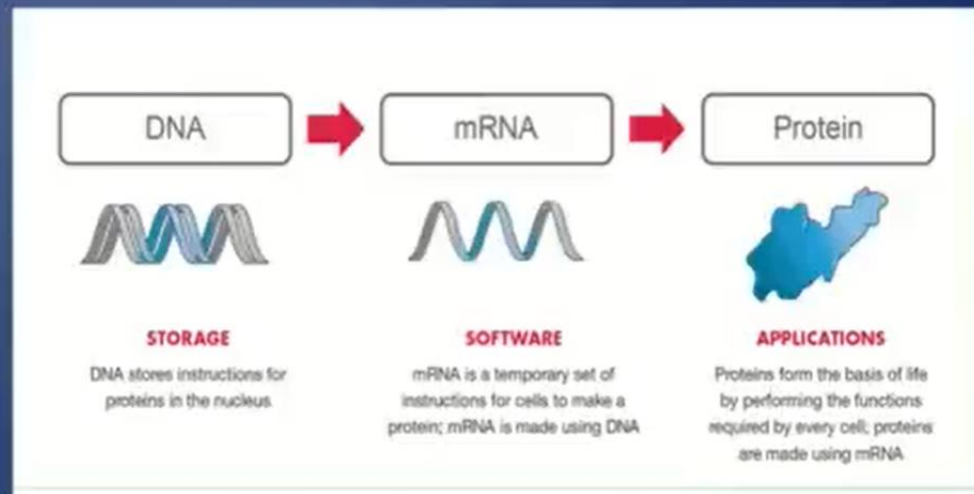
rumble

# MODERNA'S OPERATING SYSTEM

## Our Operating System

Recognizing the broad potential of mRNA science, we set out to create an mRNA technology platform that functions very much like an operating system on a computer. It is designed so that it can plug and play interchangeably with different programs. In our case, the "program" or "app" is our mRNA drug - the unique mRNA sequence that codes for a protein.

We have a dedicated team of several hundred scientists and engineers solely focused on advancing Moderna's platform technology. They are organized around key disciplines and work in an integrated fashion to advance knowledge surrounding mRNA science and solve for challenges that are unique to mRNA drug development. Some of these disciplines include mRNA biology, chemistry, formulation & delivery, bioinformatics and protein engineering.





# ASTRA ZENECA AND JOHNSON & JOHNSON

- Utilize an adenovirus vector to carry the genetic code of the spike protein of the virus into the cell
- AZ utilizes a chimpanzee vector known to increase the incidence of HIV in previous trials
- J&J utilizes a human adenovirus
- No known nanotechnology
- Carry a DNA code instead of mRNA code- this has a much higher probability of incorporating into the genome.



26:14 / 53:24



rumble

Review

# Hydrogel-Based Localized Nonviral Gene Delivery in Regenerative Medicine Approaches—An Overview

Natalia Carballo-Pedrares <sup>1</sup>, Isaac Fuentes-Boquete <sup>1,2</sup>, Silvia Díaz-Prado <sup>1,2</sup>  
and Ana Rey-Rico <sup>1,\*</sup>

<sup>1</sup> Cell Therapy and Regenerative Medicine Unit, Centro de Investigaciones Científicas Avanzadas (CICA), Universidade da Coruña, 15071 A Coruña, Spain; natalia.carballo@udc.es (N.C.-P.); i.fuentes@udc.es (I.F.-B.); s.diaz1@udc.es (S.D.-P.)

<sup>2</sup> Departamento de Fisioterapia, Medicina y Ciencias Biomédicas, Facultad de Ciencias de la Salud, Universidade da Coruña (UDC), Instituto de Investigación Biomédica de A Coruña (INIBIC), Complejo Hospitalario Universitario de A Coruña (CHUAC), Servizo Galego de Saúde (SERGAS), 15071 A Coruña, Galicia, Spain

\* Correspondence: ana.rev.rico@udc.es; Tel.: +34-881-015-543



27:02 / 53:24



rumble

Theranostics

Ivyspring International Publisher

# Injectable polypeptide hydrogel-based co-delivery of vaccine and immune checkpoint inhibitors improves tumor immunotherapy

Huijuan Song, Pengxiang Yang, [...], and Weiwei Wang

Additional article information



27:16 / 53:24

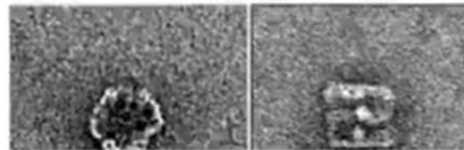



rumble

# Pfizer partnering with Ido Bachelet on DNA nanorobots

Brian Wang | May 15, 2015

35 nm



27:49 / 53:24




rumble





# A cell-targeted, payload-delivering DNA nanorobot

Hansjörg Wyss Institute for Biologically Inspired Engineering at Harvard University 



28:44 / 53:24



rumble

nature > nature reviews chemistry > review  
articles > article


Review Article | Published: 05 October 2020

## Biosynthesis of inorganic nanomaterials using microbial cells and bacteriophages

Yoojin Choi & Sang Yup Lee 

*Nature Reviews Chemistry* **4**, 638–656(2020) | Cite  
this article

**2215** Accesses | **6** Citations | **91** Altmetric |  
Metrics



32:01 / 53:24



rumble

## Chemists Synthesize Millions of Proteins Not Found in Nature

*New technology could lead to development of novel 'xenoprotein' drugs against infectious diseases.*



Massachusetts Institute of Technology (MIT) chemists have devised a way to rapidly synthesize and screen millions of novel proteins that could be used as drugs against Ebola and other viruses.


All proteins produced by living cells are made from the 20 amino acids that are programmed by the genetic code. The MIT team came up with a way to assemble proteins from amino acids not used in nature, including many that are mirror images of natural amino acids.




32:12 / 53:24



rumble

 YouTube

OPEN APP



Hydrogel Paper Instantly Generates 110 Volts  
of Electricity



32:40 / 53:24



rumble



## New Hydrogel Can Cool Down Electronic Devices and Convert Waste Heat Into Electricity

Using electronic devices for too long can cause them to overheat, which might slow them down, damage their components or even make them explode or catch fire. Now, researchers reporting in ACS' Nano Letters have developed a hydrogel that can both cool down electronics, such as cell phone batteries, and convert their waste heat into electricity. The thin polymer-based hydrogel film can be strapped to batteries to convert heat to electricity. It works by transferring electrons when heated to generate power.



32:47 / 53:24



rumble



DEFENSE ADVANCED  
RESEARCH PROJECTS AGENCY

≡ MAIN MENU

≡ EXPLORE BY TAG

Defense Advanced Research Projects Agency > Advanced  
CLARITY Method Offers Faster, Better Views of Entire Brain

## Advanced CLARITY Method Offers Faster, Better Views of Entire Brain



33:09 / 53:24



rumble

CLARITY uses a chemical process to transform intact biological tissue into a hybrid of tissue and hydrogel, a transparent material that keeps three-dimensional tissue structure intact during preservation. This process enables detailed exploration and analysis of the fine biological and molecular structure of the entire brain. The new protocol still involves hydrogel formation but improves upon the approach by reducing the risk of damaging the preserved brain tissue, which is especially important when working with irreplaceable human brain samples.



33:22 / 53:24



rumble

Review

## Nanosized Drug Delivery Systems for Direct Nose to Brain Targeting: A Review

Kunjan Phukan et al. Recent Pat Drug Deliv Formul. 2016.

Show details



Full text links



Cite

...

### Abstract

**Background:** Drug targeting to brain has always been problematic due to Blood-Brain Barrier (BBB), which, does not allow most of the drugs to pass through it as they are hydrophilic and macromolecular drugs. So, in order to bypass the BBB, alternative modes of administration were searched and nasal to brain delivery route was tried by many workers. Such studies yielded patented nano-formulations with the ability to cross blood brain barrier.



34:05 / 53:24



rumble



## Title

**[EN]** CRYPTOCURRENCY SYSTEM USING BODY ACTIVITY DATA

**[FR]** SYSTÈME DE CRYPTOMONNAIE UTILISANT DES DONNÉES D'ACTIVITÉ CORPORELLE

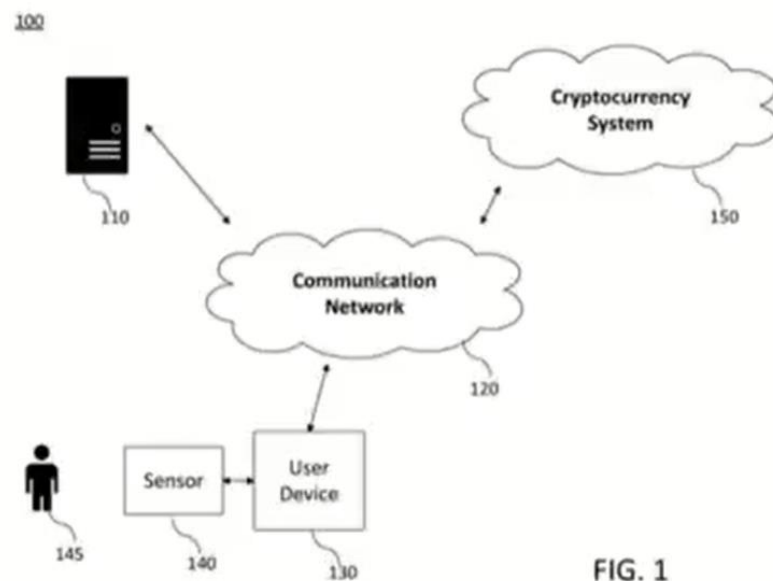


FIG. 1

MICROSOFT  
PATENT  
2020060606  
MARCH 2020



34:50 / 53:24



rumble

100

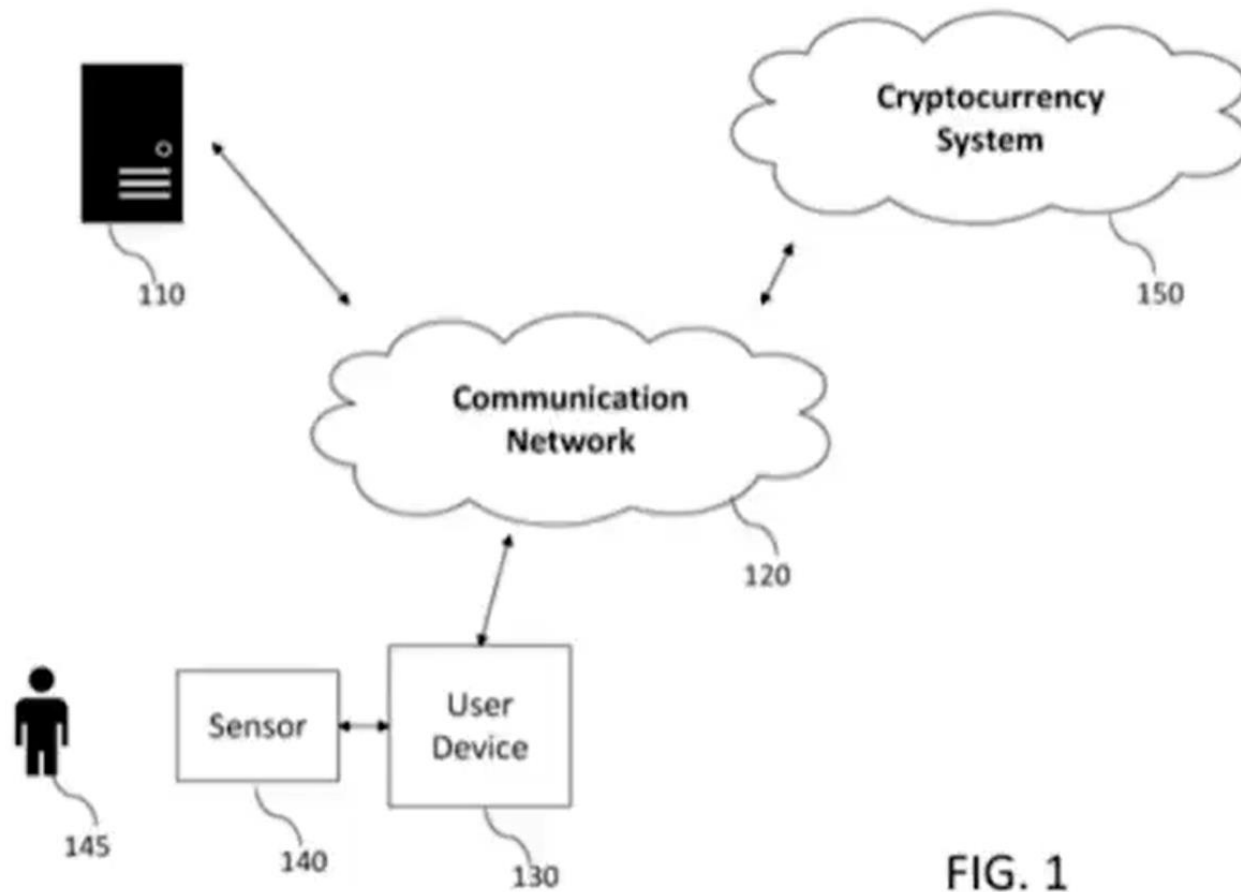


FIG. 1



35:01 / 53:24



rumble

# MICROSOFT AND USING HUMANS AS PRODUCTS

Bitcoin.com

by Kevin Helms

Mar 29, 2020

## Microsoft Patents New Cryptocurrency System Using Body Activity Data



Buy, sell, spend, track, and send crypto easily  
Discounted fees on buys and sells until April 7th



Sign up now

Microsoft has patented a cryptocurrency mining system that leverages human activities, including brain waves and body heat, when performing online tasks such as using search engines, chatbots, and reading ads. "A user can solve the computationally difficult problem unconsciously," the patent reads.

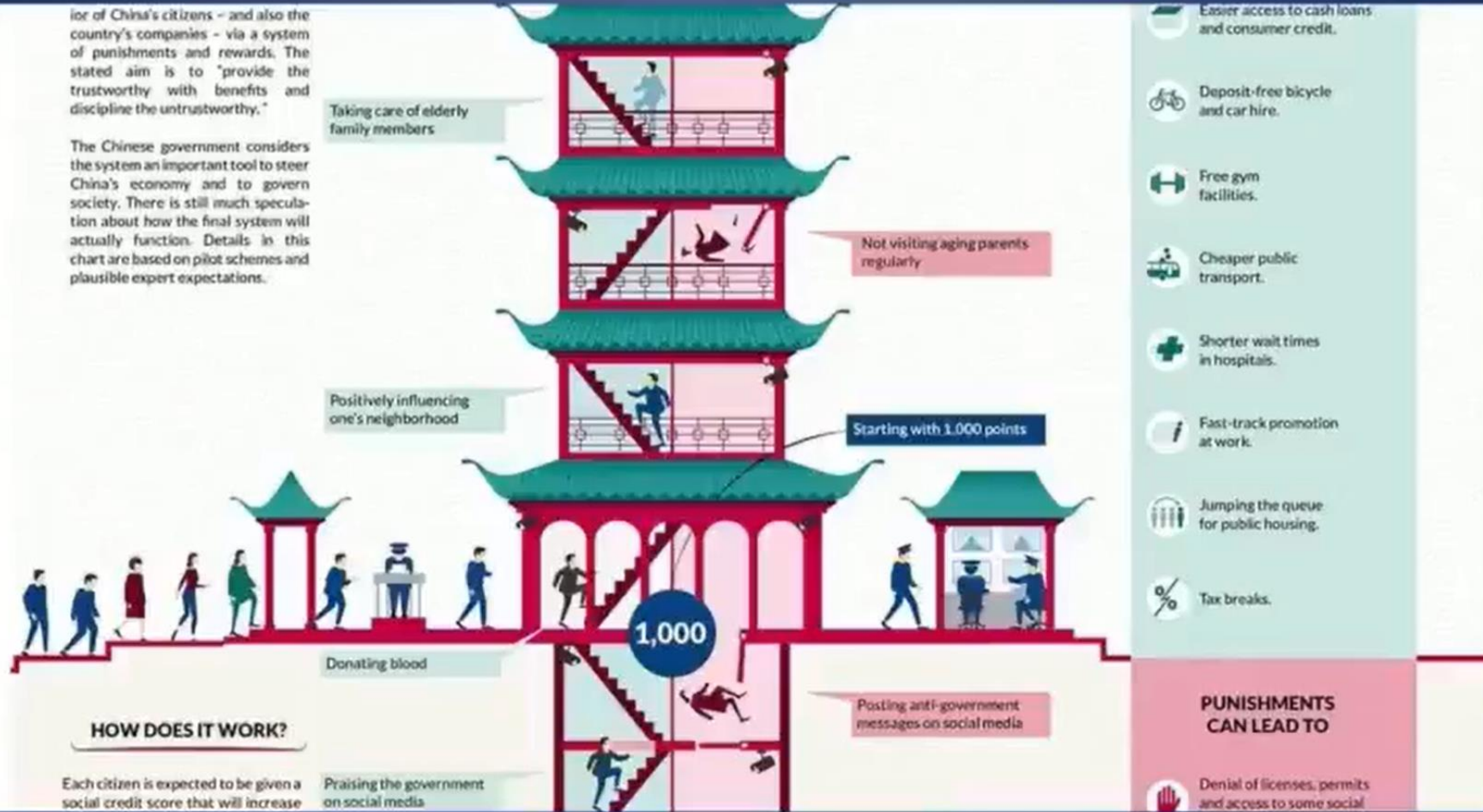
35:37 / 53:24



rumble

ior of China's citizens – and also the country's companies – via a system of punishments and rewards. The stated aim is to "provide the trustworthy with benefits and discipline the untrustworthy."

The Chinese government considers the system an important tool to steer China's economy and to govern society. There is still much speculation about how the final system will actually function. Details in this chart are based on pilot schemes and plausible expert expectations.





WHAT  
PROBLEMS DO  
YOU SEE WITH  
THESE  
“VACCINES” /  
GENE  
MODIFICATION  
INJECTIONS ?



40:02 / 53:24



rumble

# BENEFITS OF THE COVID 19 “VACCINES” GENE MODIFICATION INJECTION

- These experimental vaccines/gene modification injections have minimal benefits— prevention of one positive PCR test and prevention of one of one symptom for approximately 2months. Therefore, partial immunity for 2 months



40:08 / 53:24



rumble

- **RISKS** OF NOVEL COVID 19 “VACCINES”/ GENE MODIFICATION INJECTIONS

- The risks are innumerable at this point since no study will be completed until the end of 2022.
- The death rate for 2020 was comparable to the previous 5 years; therefore no justification for a pandemic



40:41 / 53:24



rumble

## RISKS OF THE NOVEL COVID 19 "VACCINES"/GENE MODIFICATION INJECTIONS

- Autoimmune disorders
- Cancers and mutations
- Infertility
- Disruption of immune system with no known stop
- Potential of human ownership if these synthetic genes become permanent in the body



40:53 / 53:24



rumble



# RISKS OF THE NOVEL COVID 19 “VACCINES”/ GENE MODIFICATION INJECTIONS

- HIV 1 subunits – concern for longterm implications
- Previous animal studies showed Antibody Dependent Enhancement (ADE) /cytokine storm when they were exposed to the virus post vaccine.
- Similarities in human proteins and code in vaccine indicate high likelihood of autoimmune issues /pathogenic priming
- 10-15 years are necessary to prove safety and efficacy – these were developed in less than one year
- Nanotechnology can be utilized in innumerable ways in the body – no large long term studies done to prove efficacy and safety – potential to abuse this technology



41:25 / 53:24



rumble

# RISKS OF NANOTECHNOLOGY

- Nanotechnology has the potential to be on demand drug delivery systems... **ON DEMAND**
- Nanotechnology can be used as **biosensors** in the body- constant surveillance, loss of privacy, loss of autonomy
- Nanotechnology can be used as **predictive policing**
- Nanotechnology can be utilized in creating **human cyborgs**
- **Rejection /allergic reactions** to nanotechnology (anaphylactic shock/seizures/paralysis etc)



42:26 / 53:24



rumble

# BIOMETRIC DATA, DIGITAL ID WITH VACCINE INTRODUCED IN WEST AFRICA JULY 2020- COMING SOON TO YOU



## The "Wellness Pass" Partnership

With the aim of being introduced in "low-income, remote communities" in West Africa and later replicated worldwide; the program is the result of a public-private partnership between the GAVI vaccine alliance backed by Bill Gates, Mastercard and Trust Stamp which is an AI-powered "identity authentication" company.




43:56 / 53:24



rumble



## NANOTECHNOLOGY AND PREDICTIVE POLICING



The infographic features a central figure of a person holding a shield with a padlock, surrounded by icons representing various data points: a credit card, a smartphone, a medical cross, a cloud, a globe, and a fingerprint. A central shield contains the text: "NAME: JOHN DOE", "ADDRESS: 1234 MAIN ST", "CITY: NEW YORK". To the right are logos for Gavi (The Vaccine Alliance), Mastercard, and TrustStamp (with a fingerprint icon). Below the infographic is a blue banner with the text "PREDICTIVE POLICING".

**TRUST STAMP – BILL GATES FUNDED PROGRAM THAT WILL  
LINK YOUR IDENTITY TO YOUR VACCINATION HISTORY**

WORLD GREATGAMEINDIA

*Trust Stamp – Bill Gates Funded Program That Will Create Your Digital Identity  
Based On Your Vaccination History*

44:25 / 53:24




rumble



# Quantum Dots Deliver Vaccines and Invisibly Encode Vaccination History in Skin

December 19, 2019 0



The researchers encapsulated their quantum dots in microspheres made of PMMA, a material that improves biocompatibility. [K.J. McHugh et al. *Science Translational Medicine* (2019)]

Experiments in live rats confirmed that the microneedle patches could also successfully deliver a polio vaccine at amounts generated therapeutic antibody levels. "It's possible someday that this 'invisible' approach could create new possibilities for data storage, biosensing, and vaccine applications that could improve how medical care is provided, particularly in the developing world," said senior researcher Robert

## PROFUSA/DARPA USING HYDROGEL/NANOTECH FOR BIOSENSORS

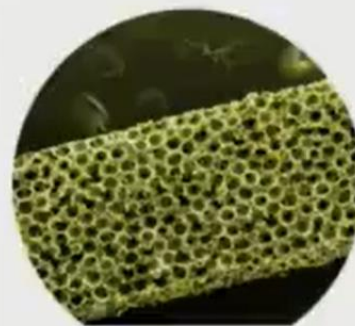
← Our Vision | Profusa, Inc.



### Breaking the Biocompatibility Barrier

Profusa's unique bioengineering approach overcomes the largest hurdle in long-term use of biosensors in the body: the foreign body response. Approximately 5 mm long and 500 microns in diameter, each tiny biosensor is a soft, flexible fiber designed to be biologically compatible with the body's tissues for continuous monitoring, while overcoming the effects of local inflammation or rejection. (Note: The finger is shown for size comparison.)

← Our Vision | Profusa, Inc.



### Tissue-Integrating Scaffold

Providing medical-grade data, the biosensor is made of a porous "smart gel" that mimics the 3D microenvironment of cells. This smart gel is linked to a light-emitting molecule that emits a fluorescent signal in the presence of one or more body chemicals such as oxygen, glucose, lactate, or other biomarkers.



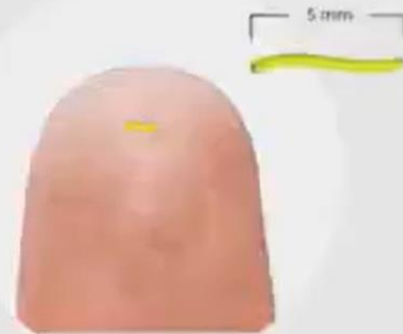
45:25 / 53:24



rumble



Our Vision | Profusa, Inc.

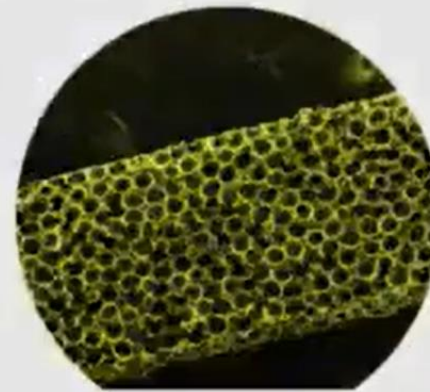


## Breaking the Biocompatibility Barrier

Profusa's unique bioengineering approach overcomes the largest hurdle in long-term use of biosensors in the body: the *foreign body response*. Approximately 5 mm long and 500 microns in diameter, each tiny biosensor is a sort of flexible fiber designed to be biologically compatible with the body's tissues for continuous monitoring, while overcoming the effects of local inflammation or rejection. (Note: The finger is shown for size comparison.)



Our Vision | Profusa, Inc.



## Tissue-Integrating Scaffold

Providing medical grade data, the biosensor is made of a porous "smart gel" that mimics the 3D microenvironment of cells. The smart gel is linked to a light-emitting molecule that emits a fluorescent signal in the presence of one or more body chemicals such as oxygen, glucose, lactate, or other biomarker.



45:41 / 53:24



rumble

# PROFUSA/DARPA USING HYDROGEL FOR BIOSENSORS

← Our Vision | Profusa, Inc.



## Adaptable Form Factor for Consumer and Medical Applications

Profusa's technology platform enables the development of biosensor systems with a variety of form factors serving consumer as well as medical applications for continuous monitoring of body chemistry. Results from the optical reader are designed to be transmitted to a smart phone application that allows the user to make accurate decisions, from improving their general health and well-being to taking their diabetes or asthma levels or managing a chronic disease such as diabetes or COPD. Data can be shared securely via HIPAA-compliant digital networks with healthcare providers and public health analysts conducting longitudinal studies.

← Our Vision | Profusa, Inc.



## Optical Reader

Adhered to the skin's surface or held by hand, a separate optical reader is used to read the fluorescent signal from the embedded biosensor. The reader sends excitation light through the skin to the biosensor, which then emits fluorescent light proportional to the amount of biochemical measured.



46:02 / 53:24



rumble

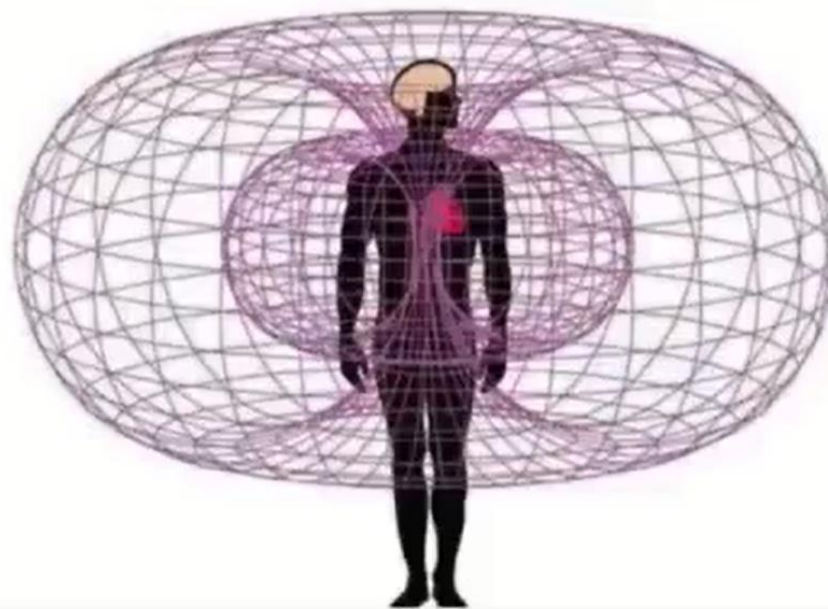


- WHAT CAN WE DO?

**We are  
powerful  
beings**

### The Heart is more powerful than the Brain

The Heart is about 100,000 times stronger electrically & up to 5,000 times stronger magnetically than the brain.



46:56 / 53:24



rumble

Verily, verily, I say unto you, He  
that believeth on me, the works  
that I do shall he do also; and  
greater works than these shall he  
do; because I go unto my Father.

John 14:12 KJV



49:08 / 53:24



rumble



**Words and  
intention  
have power**



49:49 / 53:24



rumble



DR. MASURU  
EMOTO'S WORK  
ON WATER  
CRYSTALS AND THE  
TRANSFORMATIVE  
POWER OF  
INTENTION AND  
PRAYER

## THE POWER OF WORDS



Love & Thanks  
愛と感謝



50:39 / 53:24



rumble

THESE SLIDES ARE TAKEN FROM A VERY COMPREHENSIVE VIDEO.

They are just highlights from an interview, so you're really missing 90% of the content. It explains where we're headed in plain, simple English. If you're unfamiliar with any of the concepts here or you're totally unaware of what is going on in plain sight, click on the link below.

PLEASE WATCH HERE:

<https://rumble.com/vh11bp-covid-shots-dna-and-transhumanism-dr.-carrie-madej.html?mref=ic43d&mc=6odsi>

Everything we have seen in movies was always conditioning to get us used to this. The jab is just the beginning. Why do you think non-binary started, and why are they trying to take away God, males and females? Think about it.

You will be controlled with how you think, all of your emotions and you will be put into a Global Computer under their control.